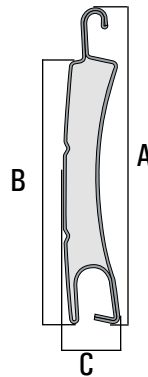




**DuraComfort**  
FOAM FILLED ROLL FORMED ALUMINUM SLAT  
**A150-R**



A150-R		
TOTAL HEIGHT (A)	1.87"	48 mm
PROFILE HEIGHT (B)	1.57"	40 mm
PROFILE WIDTH (C)	0.35"	9 mm
WALL GAUGE	0.017"	0.43 mm
WEIGHT	0.875 lbs/sqft	4.3 kg/sqm
MAXIMUM AREA	81 sqft	7.525 sqm

OPERATOR LIMITATIONS FOR A150-R		
OPERATOR	Max sqft	Max sqm
PULLEY (25 LBS)	29 sqft	2.69 sqm
STRAP CRANK (60 LBS)	69 sqft*	6.41 sqm*
GEAR CRANK (71 LBS)	81 sqft*	7.53 sqm*
GEAR ASSIST (110 LBS)	81 sqft*	7.53 sqm*
MOTOR 60MM AXLE (194 LBS)	81 sqft*	7.53 sqm*
*LIMITED BY THE MAXIMUM USAGE		

Energy Efficiency

Hurricane Protection



Visual Deterrent

Maximum Security

**FEATURES & BENEFITS**



**REGULAR FOAM**

Light and strong, regular foam offers wider range of manually operated sizes with the lasting durability of aluminum construction.



**WIDER SPANS**

Heavier aluminum allows Duracomfort to cover a more extensive range of opening sizes.



**WIDE RANGE OF COLORS**

The DuraComfort line comes in a wide variety of colors for a customized look.



**ENVIRONMENTALLY SAFE MATERIALS**

Rollac uses 100% CFC free materials in all foam shutters produced.

**SYSTEM COLORS**

Silk White
Texas Cream
Attica Beige
Smoky Grey
Medium Bronze

**SPECIAL CURTAIN COLORS**

Arcona Beige
Cream (Lt. Ivory)
Maroon Brown
Arizona Cream
Metallic



## COMPONENT INFORMATION

SLAT DETAILS	
A150-R	<ul style="list-style-type: none"> <li>• Double walled roll-formed aluminum</li> <li>• Gauge 0.43 mm / 0.017"</li> <li>• CFC free foam core</li> <li>• Paint thermal stability range: -40° F to 176° F [-40° C to 80° C]</li> <li>• Available with or without light slits</li> <li>• Solar heat gain coefficient &amp; U values available upon request</li> </ul>

ALUMINUM BASE SLAT FOR MINI SLATS
Cream, White, Grey, Lt. Beige, Bronze

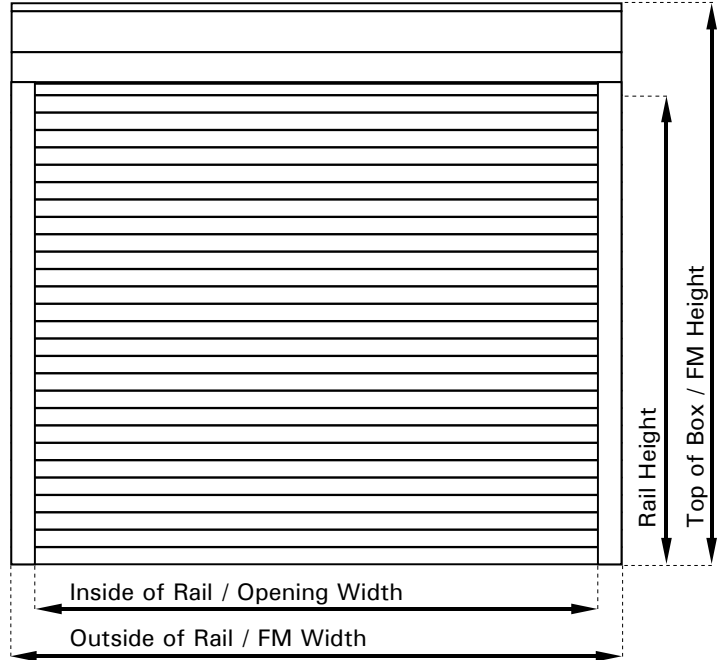
STANDARD RAIL	
SIDE RAILS "MINI"	53 mm x 22 mm (2.09" x 0.86")
Anodized Silver, Cream, White, Grey, Light Beige, Bronze, Dark Brown, Arcona Beige	

OPTIONAL RAIL	
SIDE RAILS "MINI"	64 mm x 22 mm (2.50" x 0.86")
Anodized Silver, Cream, White, Grey, Light Beige, Bronze, Dark Brown, Arcona Beige	

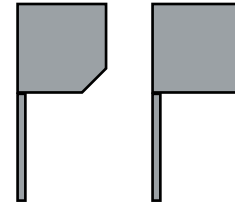
SIDELOCKS (POLYAMIDE INSERTS FOR REGULAR FOAM)			
A-152 FOR A150	Profiles	For Drive-In Fit	PC

SLAT DEDUCTION FOR SHUTTER MANUFACTURING	
SLAT	Small Leg 45° & 90° 4"-10"
A150-R	7.5 cm / 2 <sup>5</sup> / <sub>16</sub> "

## SHUTTER DIMENSION DIAGRAM



## BOX HOUSING SHAPE



45° Box

90° Box

RAIL HEIGHT BY HOUSING SIZE															
BOX SIZE	6" (150 mm)		6.5" (165 mm)		7" (180 mm)		8" (205 mm)		9" (230 mm)		10" (250 mm)		12" (300 mm)		
AXLE	40 mm	60 mm	40 mm	60 mm	40 mm	60 mm	40 mm	60 mm	40 mm	60 mm	40 mm	60 mm	40 mm	60 mm	
A150-R	48"	40"	58"	55"	67"	64"	103"	96"	128"	120"	173"	169"			